



**ATMIYA  
UNIVERSITY**

NAAC – Cycle – 1  
AISHE: U-0967

Criterion 6

GL & M

KI 6.5

M 6.5.2

6.5.2

*Institution has adopted the following for Quality assurance:*

- 1. Academic and Administrative Audit (AAA) and follow up action taken*
- 2. Conferences, Seminars, Workshops on quality conducted*
- 3. Collaborative quality initiatives with other institution(s)*
- 4. Orientation programme on quality issues for teachers and students*
- 5. Participation in NIRF and other recognized ranking like Shanghai Ranking, QS Ranking Times Ranking etc*
- 6. Any other quality audit recognized by state, national or international agencies*

**6. Any other quality audit recognized by state, national or international agencies**


# Energy Audit Report

## Year – 2019-20

**Registrar  
Atmiya University  
Rajkot**



# ENERGY AUDIT REPORT



**Atmiya University**  
**Yogidham Gurukul, Kalawad Road,**  
**Rajkot – 360005**

**Date: 20/05/2020**

**Registrar**  
**Atmiya University**  
**Rajkot**



# Acknowledgement

We feel quite fortunate that Hon. P P Shri Tyagvallabh Swamiji has given us the opportunity to conduct Energy audit at Atmiya University, Yogidham Gurukul, Rajkot.

Several energy conservation measures have been identified and proposed in course of study and these options when implemented are expected to bring in lasting benefits in term of energy saving as well as cost saving to the management.

**Mrs. Seema V. Vachhani**  
**Energy Auditor**  
**EA-25555**



**Registrar**  
**Atmiya University**  
**Rajkot**



# Index

<b>Sr.</b>	<b>Particular</b>	<b>Page No</b>
1.	Introduction	01
2	Need for an Energy Audit	01
3.	Systems studied during Energy Audit	01
4.	Statistical Data & Observations	02
5.	Steps taken for Energy Conservation	05
6.	Recommendations for improving Energy Efficiency and Energy Conservation	05



**Registrar**  
**Atmiya University**  
**Rajkot**



## 1. Introduction

Energy audit is to reduce the amount of energy used in the organization without compromising the output. Energy auditing and management of energy consumption is to offer goods or services at the lowest possible cost and with the least amount of environmental effects. The audit team provides suggestions for better energy utilization.

## 2. Need for an Energy Audit

The need for energy audit arises from the importance of energy efficiency and sustainability in today's world. Energy audit serves several purposes and provides numerous benefits, including:

- a. Identifying energy conservation opportunities by analyzing energy use and identifying areas where energy is being wasted or inefficiently used.
- b. Cost reduction: Energy cost represents a significant part of total cost for any organization. An energy audit helps to identify energy-saving measures that can lead to cost reductions by reducing energy waste, optimizing equipment performance, and improving operational efficiency.
- c. Environmental sustainability: Energy consumption is closely linked to environmental impact, particularly in terms of greenhouse gas emissions and climate change. By conducting an energy audit, organizations can identify ways to reduce their carbon footprint and contribute to environmental sustainability goals.
- d. Compliance with regulations and standards: By proactively addressing compliance issues, organizations can avoid penalties and maintain a positive reputation.
- e. Energy management and planning: An energy audit provides valuable data and insights that enable organizations to develop comprehensive energy management plans.

## 3. Systems studied during Energy Audit

- a. Status of lighting fixtures have been checked, verified and recorded, physically.
- b. Reviewed implemented non-conventional energy installation and applications in the institute for use.
- c. Electricity bills served by PGVCL are verified and worked out for cost of

power.

- d. Energy conservation measures are reviewed.

**Registrar**  
**Atmiya University**  
**Rajkot**



## 4. Statistical Data& Observations

Atmiya Campus is educational organization and it uses majorly electricity as input energy source for application of various university activities. The electricity is procured from PGVCL by HT connection of 900 kVA. PGVCL serves monthly electricity bill for payment & on receipt of monthly electricity bill it is paid. Standby power source DG set of (625+320) kVA is available to use during power failure from PGVCL.

### A) Average Cost of Power

Monthly electricity bill is served by PGVCL against electricity used & is paid by university. A cost of power is worked out from total kWh used & associated cost.

Table 1: Average cost of power

Sr. No.	Month of billing	Grid electricity consumed (kWh)	Grid electricity cost (INR)	Effective Unit energy cost (INR)
1	Apr-19	1,52,740	12,51,367	8.19
2	May-19	1,35,860	11,30,746	8.32
3	Jun-19	1,14,280	9,75,495	8.54
4	Jul-19	1,62,640	13,34,526	8.21
5	Aug-19	1,83,450	15,26,749	8.32
6	Sep-19	1,57,610	13,32,741	8.46
7	Oct-19	1,62,830	13,73,117	8.43
8	Nov-19	99,080	8,96,474	9.05
9	Dec-19	1,00,325	9,00,326	8.97
10	Jan-20	75,770	7,24,769	9.57
11	Feb-20	88,705	8,15,857	9.20
12	Mar-20	1,10,170	9,71,342	8.82

Effective Average cost of energy is Rs. 8.67 per unit. In the month of November, December 19 and January, February, March 20, unit energy cost is more than average value as maximum actual demand is quite lesser than 85% of contract demand.

  
**Registrar**  
**Atmiya University**  
**Rajkot**



**B) % of Annual power met by RE resources:**

Table 2: Annual power met by RE resources

Source of renewable energy	Solar roof top generation (kWh)	Grid electricity consumption (kWh)	Total electricity consumption (kWh)	% of renewable energy
Solar Rooftop	2,69,955	15,43,460	18,13,415	14.88

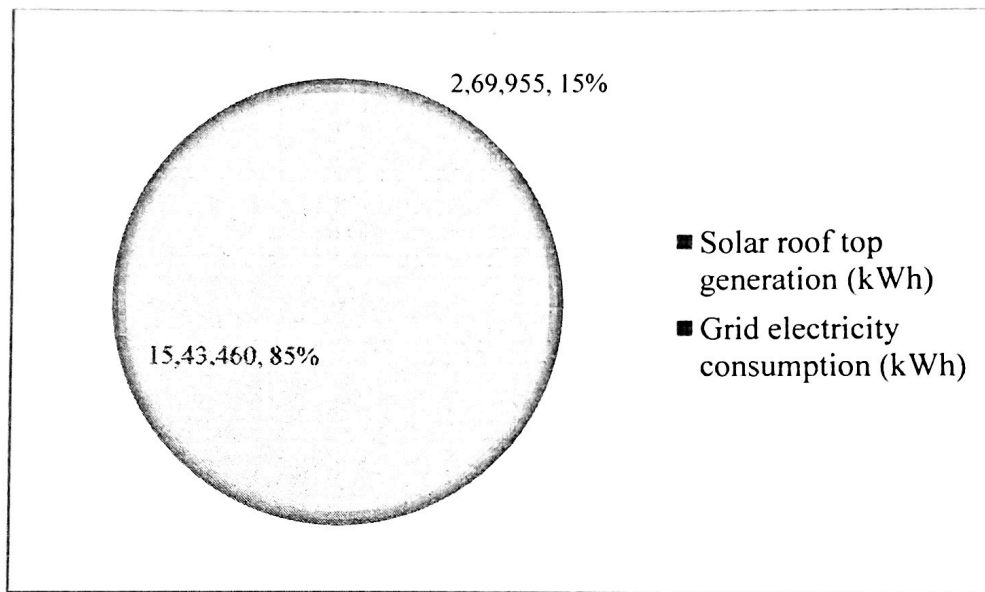


Fig. 1: % of Annual power met by RE resources

**C) Green energy application per year and CO<sub>2</sub> Emission reduction**

Table 3: CO<sub>2</sub> Emission reduction

Total annual energy requirement (kWh)	18,13,415
Total application of the green energy (kWh)	2,69,955
Estimated CO <sub>2</sub> green house gas emission reduction per year (Ton)	213.264

  
**Registrar**  
**Atmiya University**  
**Rajkot**



## D) Solar PV Power generation and cost saving

Table 4: Solar PV generation and associated cost saving

Sr. No.	Billing Month	RE generation (kWh)	Effective unit electricity cost (INR)	Cost saving (INR)
1	Apr-19	28,673	8.19	2,34,832
2	May-19	30,920	8.32	2,57,254
3	Jun-19	23,711	8.54	2,02,492
4	Jul-19	21,180	8.21	1,73,888
5	Aug-19	15,144	8.32	1,25,998
6	Sep-19	16,634	8.46	1,40,724
7	Oct-19	17,936	8.43	1,51,200
8	Nov-19	24,740	9.05	2,23,897
9	Dec-19	22,309	8.97	2,00,112
10	Jan-20	23,540	9.57	2,25,278
11	Feb-20	26,538	9.20	2,44,150
12	Mar-20	18,630	8.82	1,64,317
<b>Total for Year 2019-20</b>		<b>2,51,325</b>		<b>23,44,141</b>

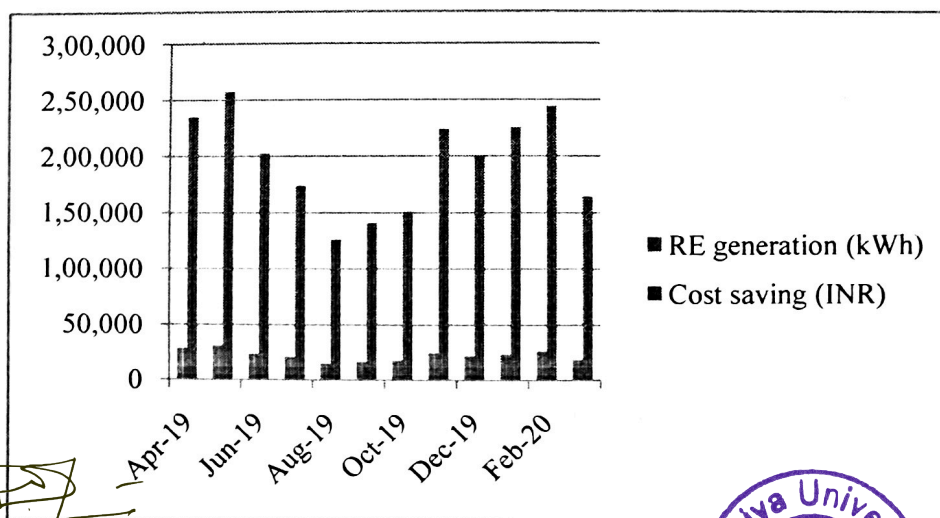


Fig. 2: Solar PV Power generation and associated cost saving



## 5. Steps taken for Energy Conservation


Energy efficiency and conservation plays a pivotal role in addressing environmental and economic challenges, making it a critical component of sustainable development efforts worldwide. Atmiya University has grabbed the opportunity for energy saving using following methodologies and contributing to reduce carbon footprints.

- a. Rooftop system: 450 kW of solar PV rooftop system is installed. Total 2,69,955 units of electricity have been generated by it in A.Y. 2019-20. Due to this RE generation, carbon footprint of institute has been reduced by 2,13,264 kg.
- b. LED light: Much of the lighting requirement is met through LED lights. LED lights are much Energy efficient than fluorescent lights.
- c. Natural ventilation: Good ventilation is observed in the institute.
- d. Average power factor of 0.996 is maintained, which is appreciable.

## 6. Recommendations for Improving Energy Efficiency and Energy Conservation

- a. Major of fans are of conventional type (50 W). Conventional exhaust fans must be replaced by energy efficient star rated exhaust fans.
- b. Partial lighting requirement of the institute is met with florescent tube lights. LED lights of the same rating provide much more luminance than florescent tubes. Hence florescent tubes must be replaced immediately by LEDs.
- c. As electricity charges are minimum during 10 pm to 6 am, works like all water tank filling must be encouraged during this time interval.
- d. Energy conservation awareness programs may be conducted in the campus for creating better usage of electricity.
- e. Conventional fans take more power than BLDC fans for same amount of output. With time, BLDC fans must be installed whenever replacement of fans is needful.

Prepared By:

  
20.06.20  
**Seema Vachhani**  
Certified Energy Auditor  
Reg. No. EA-25555  
Bureau of Energy Efficiency, India.

**Registrar**  
**Atmiya University**  
**Rajkot**

